

### Teacher Instructions

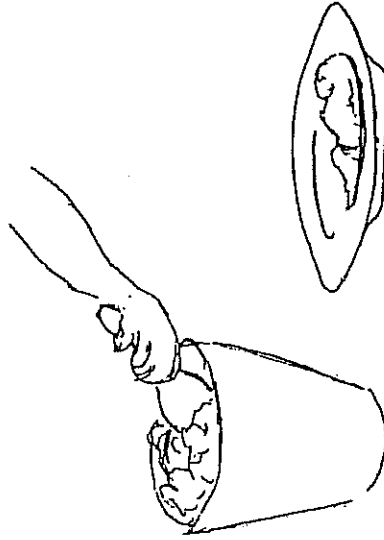
#### Berry Fruity Dessert

#### Ingredients:

- 2 cups frozen strawberries
- 1 1/2 cups water
- 1/2 cup honey
- 2 TBS lemon juice

#### Directions:

1. Partially thaw berries. Mix all the ingredients in a blender for 1 minute on high speed.
2. Scoop ice cream into bowls and cover with fruity topping.
3. Enjoy!



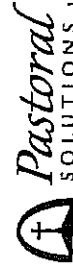
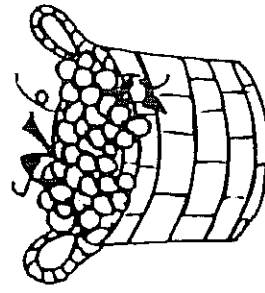
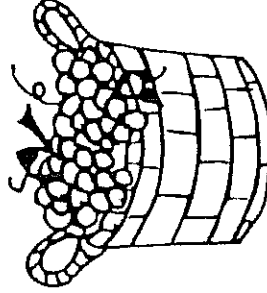
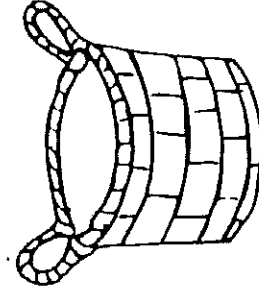
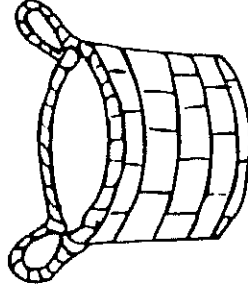
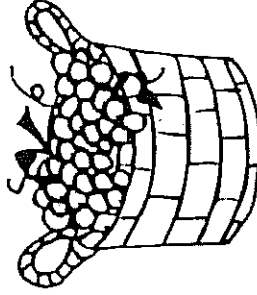
# GOD'S WORD FOR CHILDREN!

Twenty-Seventh Sunday in Ordinary Time Year A October 5, 2008 6 & Under

*A vineyard master leased his land and expected to receive his harvest when he returned.*

Is 5:1-7 Ps 80:9, 12-16 19-20  
Phil 4:6-9 Mt 21:33-43

Directions: Color the baskets of grapes and put an X on the empty baskets.

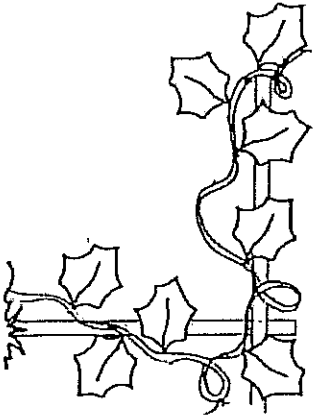


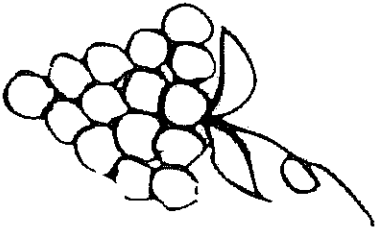


160 Old State Road • Ballwin, Missouri 63021  
phone 636.394.7000 • toll free 800.876.7000 • fax 636.394.2501



The tenants did not want to give the master his fruit.

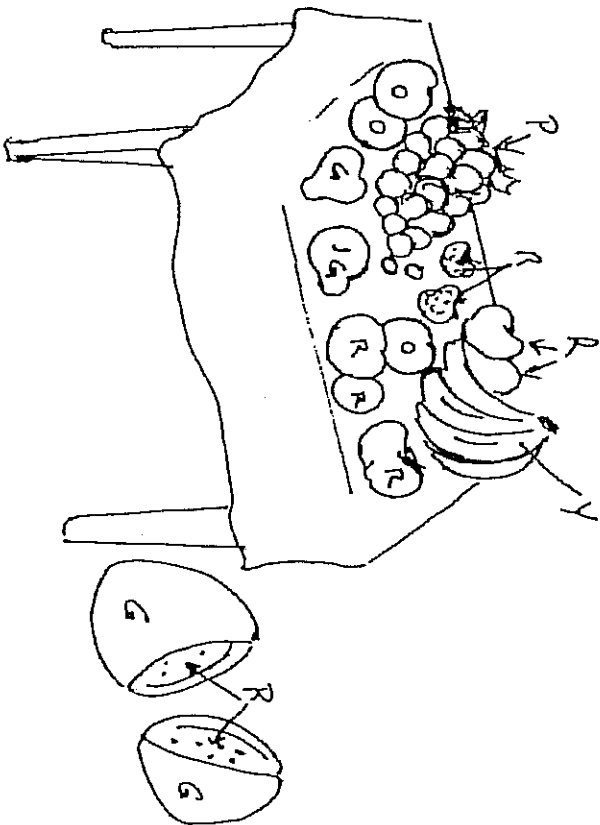
Directions: Match the fruit with the place it comes from.

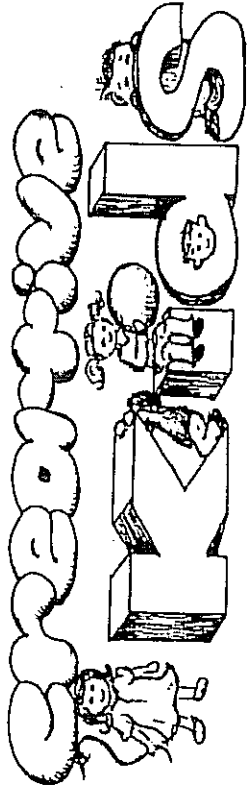


Will you bear fruit by living a loving and respectful life?

Directions: Use the color code to color the fruit.

R - red G - green Y - yellow O - orange P - purple





### Teacher Instructions

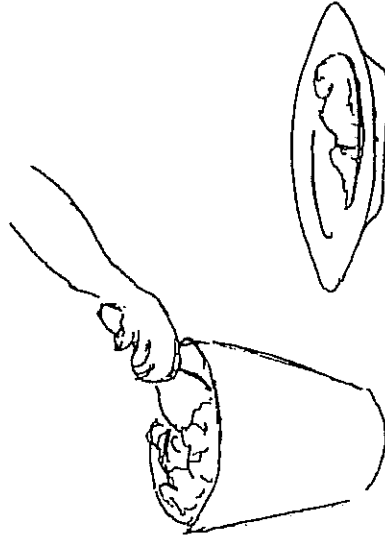
#### Berry Fruity Dessert

#### Ingredients:

- 2 cups frozen strawberries
- 1 1/2 cups water
- 1/2 cup honey
- 2 TBS lemon juice

#### Directions:

1. Partially thaw berries. Mix all the ingredients in a blender for 1 minute on high speed.
2. Scoop ice cream into bowls and cover with fruity topping.
3. Enjoy!



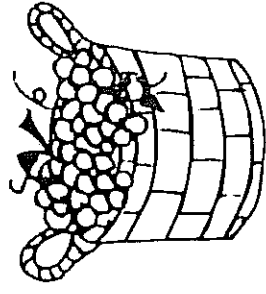
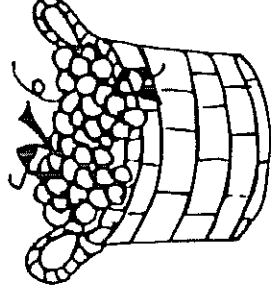
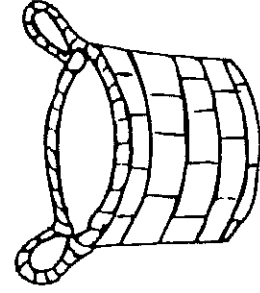
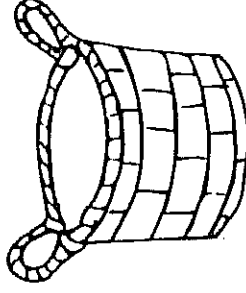
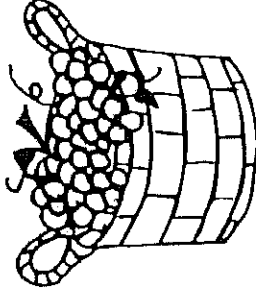
# GOD'S WORD FOR CHILDREN!

Twenty-Seventh Sunday in Ordinary Time Year A October 5, 2008 7 & Up

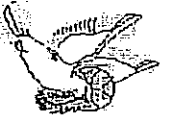
*A vineyard master leased his land and expected to receive his harvest when he returned.*

Is 5:1-7 Ps 80:9, 12-16 19-20  
Phil 4:6-9 Mt 21:33-43

Directions: Color the baskets of grapes and put an X on the empty baskets.

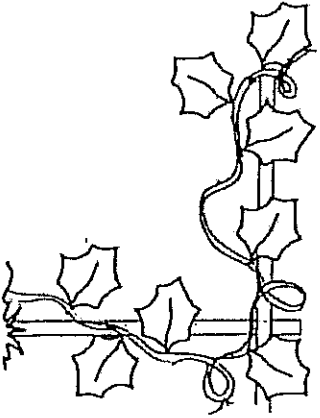


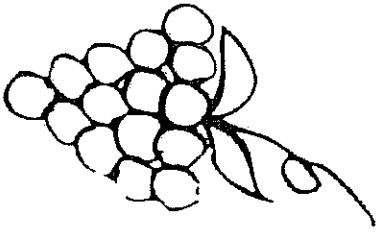


160 Old State Road • Ballwin, Missouri 63021  
phone 636.394.7000 • toll free 800.876.7000 • fax 636.394.2501



The tenants did not want to give the master his fruit.

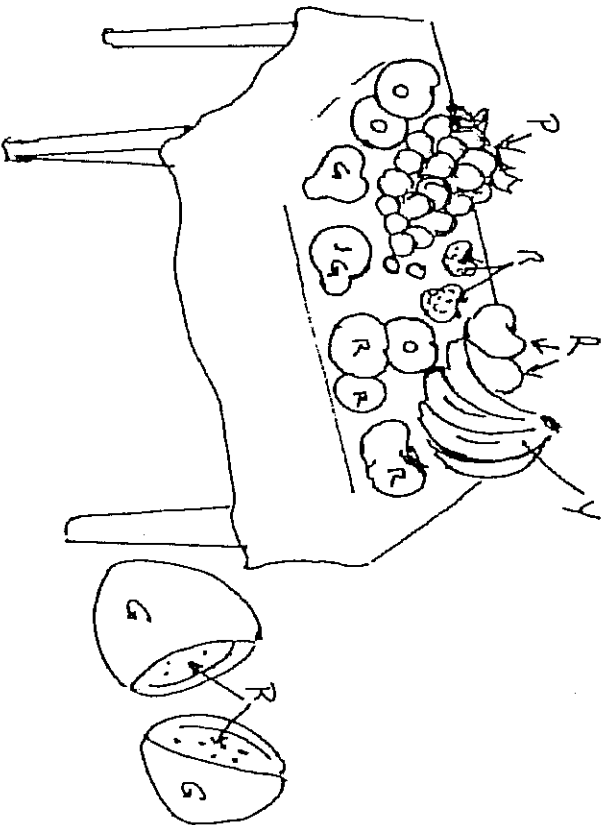
Directions: Match the fruit with the place it comes from.

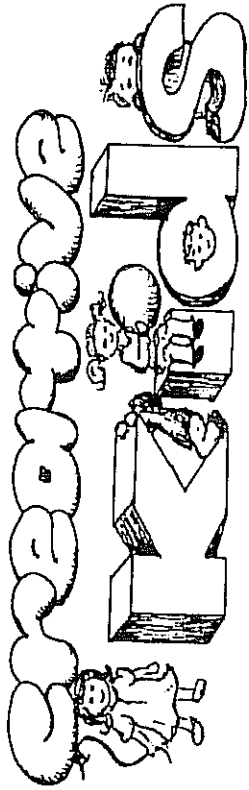


Will you bear fruit by living a loving and respectful life?

Directions: Use the color code to color the fruit.

R - red G - green Y - yellow O - orange P - purple





**Teacher Instructions**

Preparing The Table

Directions: Help set the table tonight for supper.

Things to remember...

- \*plates
- \*silverware
- \*napkins
- \*glasses/cups
- \*salt/pepper



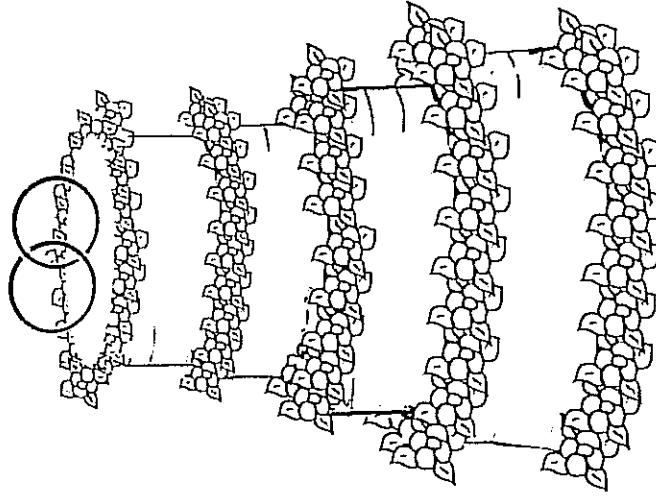
# GOD'S WORD FOR CHILDREN!

Twenty-Eighth Sunday in Ordinary Time Year A    October 12, 2008    6 & Under

*Jesus told a parable  
where a king invites many people  
to a feast for his son's wedding.*

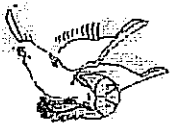
Is 25:6-10                      Ps 23:1-6  
Phil 4:12-14, 19-20        Mt 22:1-14

Directions: How many layers are on the cake?



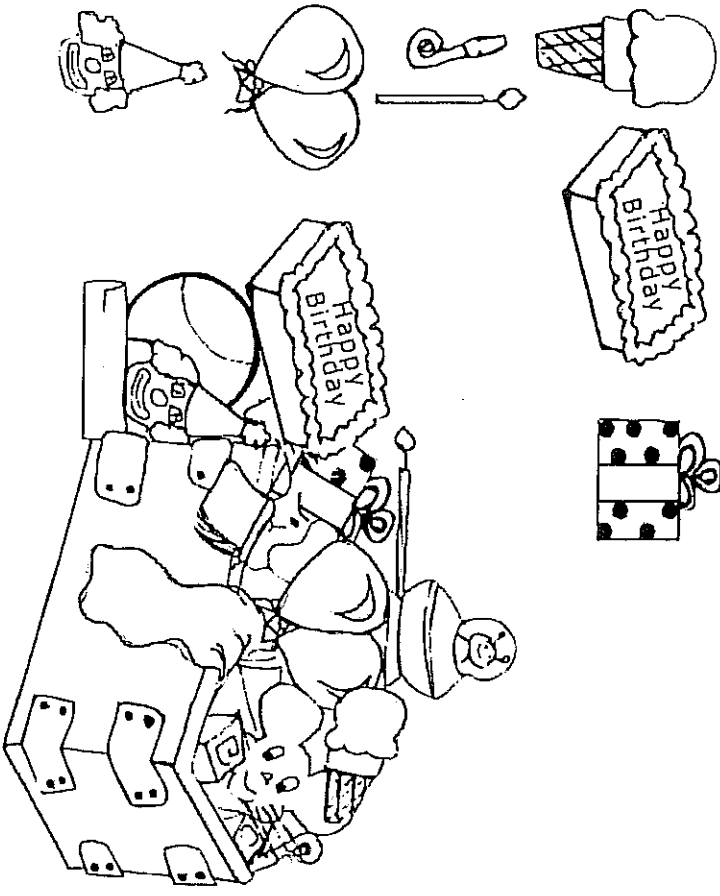
*Pastoral*

SOLUTIONS 160 Old State Road • Ballwin, Missouri 63021  
phone 636.394.7000 • toll free 800.876.7000 • fax 636.394.2501



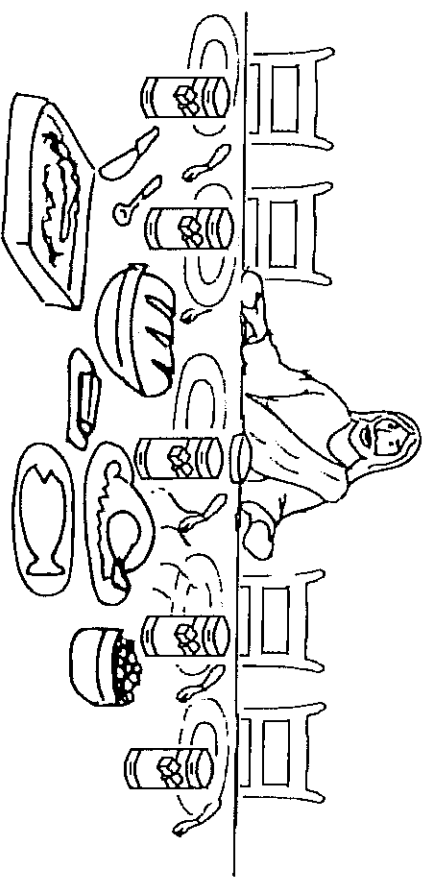
*The people did not go to the party.*

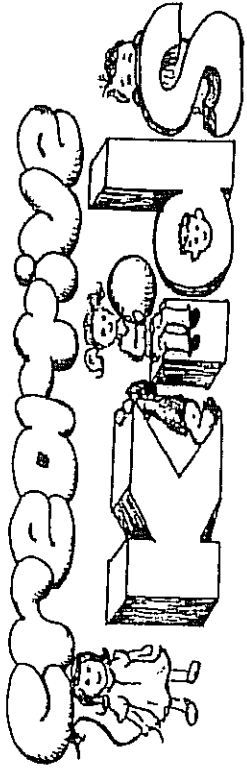
Directions: Find and circle the items in the picture that might be found at a birthday party.



*Are you ready and willing to attend the Lord's feast?*

Directions: Draw yourself and family members eating with Jesus.





**Teacher Instructions**

Preparing The Table

Directions: Help set the table tonight for supper.

Things to remember...

- \*plates
- \*silverware
- \*napkins
- \*glasses/cups
- \*salt/pepper



# GOD'S WORD FOR CHILDREN!

Twenty-Eighth Sunday in Ordinary Time Year A October 12, 2008 7 & Up

*Jesus told a parable about a king who invited many people to a wedding feast for his son and the people either ignored or refused his invitation.*

Is 25:6-10 Ps 23:1-6  
Phil 4:12-14, 19-20 Mt 22:1-14

Directions: Create your own invitation to a make-believe party.

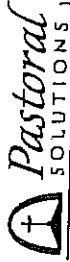
Party Theme - \_\_\_\_\_

Date - \_\_\_\_\_

Time - \_\_\_\_\_

Attire - \_\_\_\_\_

RSVP - \_\_\_\_\_

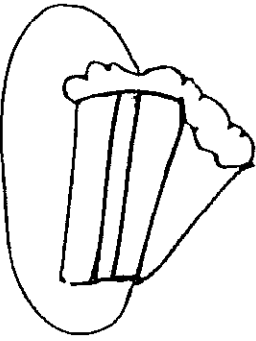
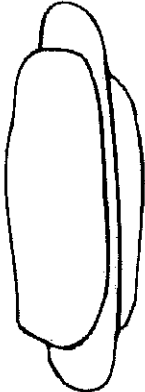
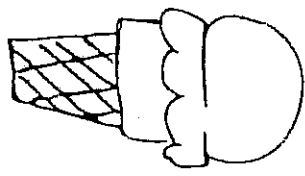
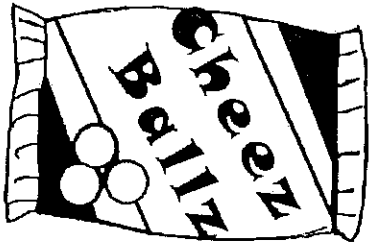


160 Old State Road • Ballwin, Missouri 63021  
phone 636.394.7000 • toll free 800.876.7000 • fax 636.394.2501



Then the king invited anyone he could find. The hall was filled, but there was a man not dressed appropriately. The king sent him out. Many people are invited, but few are chosen.

Directions: Choose the food you would like to serve at your party.



The Lord's banquet can satisfy our every need. How often have we refused His invitation by our actions or lack of actions?

Directions: Complete the two sentences.

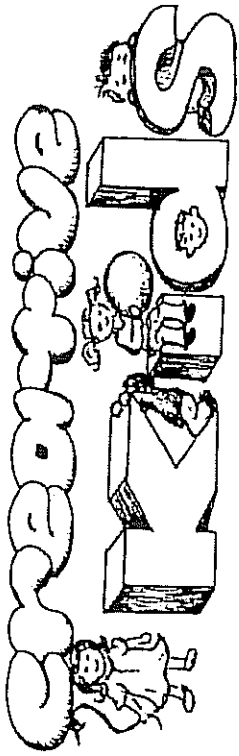
1. I will do my best to *stop*

because I know this behavior is wrong.

2. I will do my best to *start*

because I know this would please God.






**Teacher Instructions**

Thank You Collage

- Directions:
1. Think of many people, things, and events in your life that you should thank God for.
  2. Get a piece of blank paper and draw those things.
  3. Have an adult label them as you draw them.
  4. Hang this in your room to help you remember to thank God for these things in your prayers.



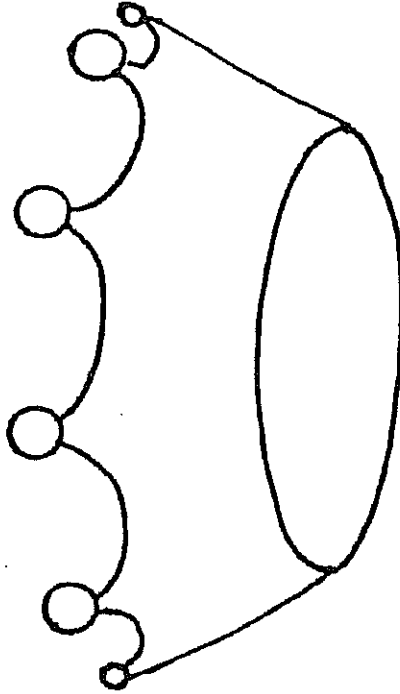
# GOD'S WORD FOR CHILDREN!

Twenty-Ninth Sunday in Ordinary Time Year A October 19, 2008 6 & Under

*The Lord is King and there is no other.*

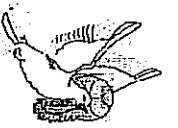
Is 45:1, 4-6 Ps 96:1, 3-5, 7, 10  
1 Thes 1:1-5 Mt 22:15-21

Directions: Color the picture.




**Pastoral SOLUTIONS**

160 Old State Road • Ballwin, Missouri 63021  
phone 636.394.7000 • toll free 800.876.7000 • fax 636.394.2501




*Praise God for He is all deserving.*

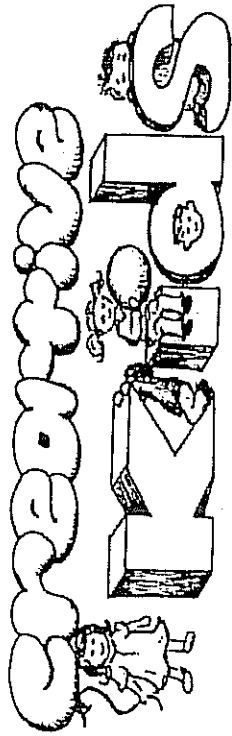
Directions: Help the children get to the church.



*How do you praise God?*

Directions: Circle all the ways you praise God.





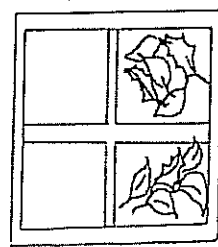
### Teacher Instructions

#### Window Painting

Show your appreciation to God for this beautiful season.

#### Directions:

1. Gather many different leaves that have fallen from the trees.
2. Place them on a table in the way you want them to appear in your window.
3. Attach rolled pieces of masking tape to the back of the leaves and place them on your window.
4. Use yellow, red, orange, and brown tempera paint and small pieces of sponge to dab around the edge of each leaf, changing colors as you get to the different leaves.
5. Use brown, red, or black crayons to draw the veins and outline the pattern of the leaf.
6. When you are ready to remove your window painting, wash gently with window cleaner and a soft cloth.



# GOD'S WORD FOR CHILDREN!

Twenty-Ninth Sunday in Ordinary Time Year A October 19, 2008 7 & Up

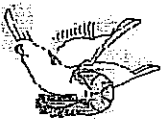
*The Pharisees tried to trick Jesus when asking if the people should pay a tax to Caesar since God is the one true King. Jesus said, "Repay to Caesar what belongs to Caesar and to God what belongs to God."*

Is 45:1, 4-6  
1 Thes 1:1-5

Ps 96:1, 3-5, 7, 10  
Mt 22:15-21

**Directions:** Use any combination of quarters, dimes, nickels, and pennies to equal \$1.00.

**Example:** 2 quarters & 5 dimes or 1 quarter & 15 nickels, 10 dimes



*We are to praise and serve God.*

**Directions:** Begin with the letter G and decode the message by skipping every other letter. Write the message on the line below.

<sup>start</sup> G K O E D P I X S M K C I H N Y G  
MESSAGE

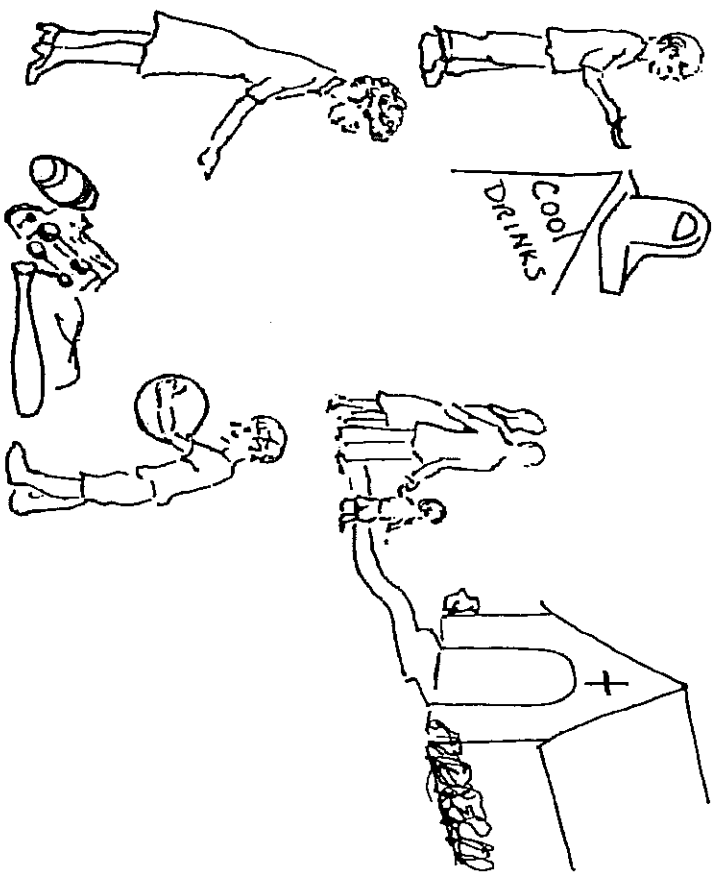
\_\_\_\_\_

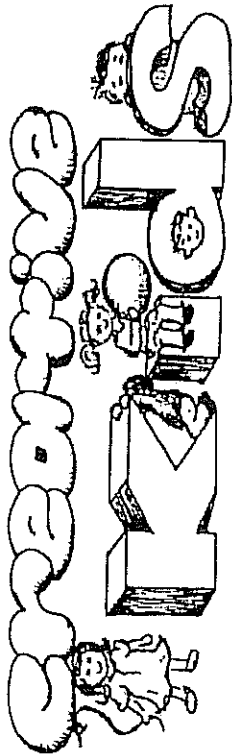
*Our daily lives should be a reflection of God's word.*



**Directions:** Match God's messages to daily activities by connecting them with a line.

Keep holy the Sabbath.	Honor your father and mother.	You shall not steal.
------------------------	-------------------------------	----------------------

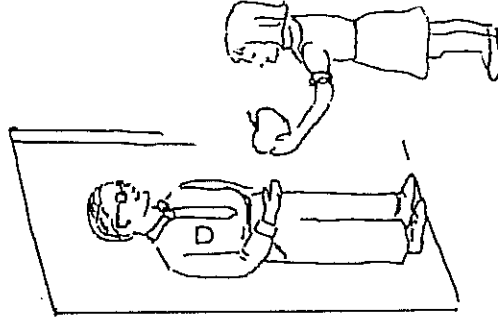




### Teacher Instructions

"Pick Your Treat - Pick Your Treat  
Give them something good to eat!"

- Directions:
1. With the help of an adult in the family, gather together a basket full of treats for your neighbors to enjoy.
  2. Go, with an adult, around your neighborhood and ring the doorbell.
  3. When someone answers the door, sing the "Pick Your Treat" song.
  4. Then explain that you would like to give them a treat since they will be kind enough to give you a treat in a few nights.



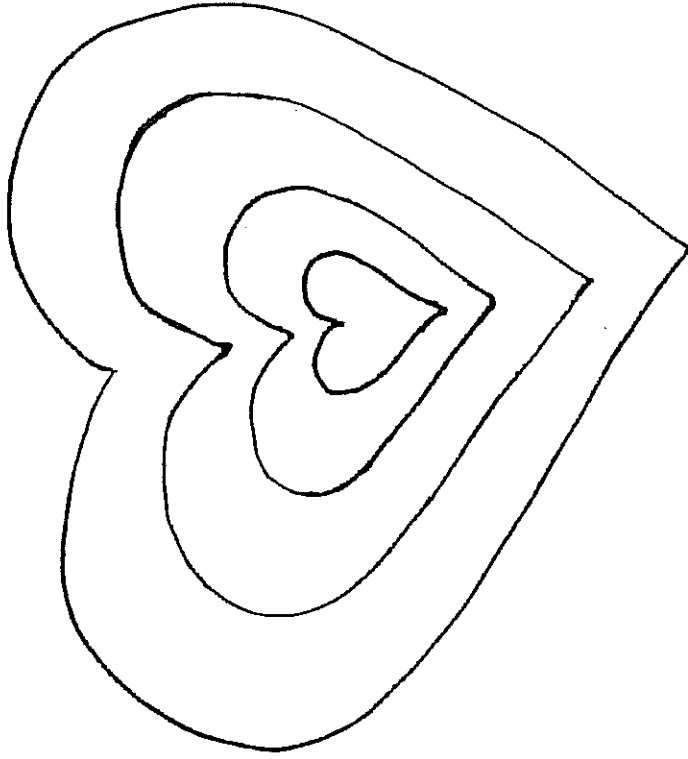
# GOD'S WORD FOR CHILDREN!


Thirtieth Sunday in Ordinary Time Year A      October 26, 2008 6 & under

*You are to love the Lord with all your heart,  
soul and mind.*

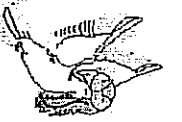
Ex 22:20-26      Ps 18:2-4, 47, 51  
1 Thes 1:5-10      Mt 22:34-40

Directions: Color each heart a different color.




 *Pastoral*  
SOLUTIONS

160 Old State Road • Ballwin, Missouri 63021  
phone 636.394.7000 • toll free 800.876.7000 • fax 636.394.2501



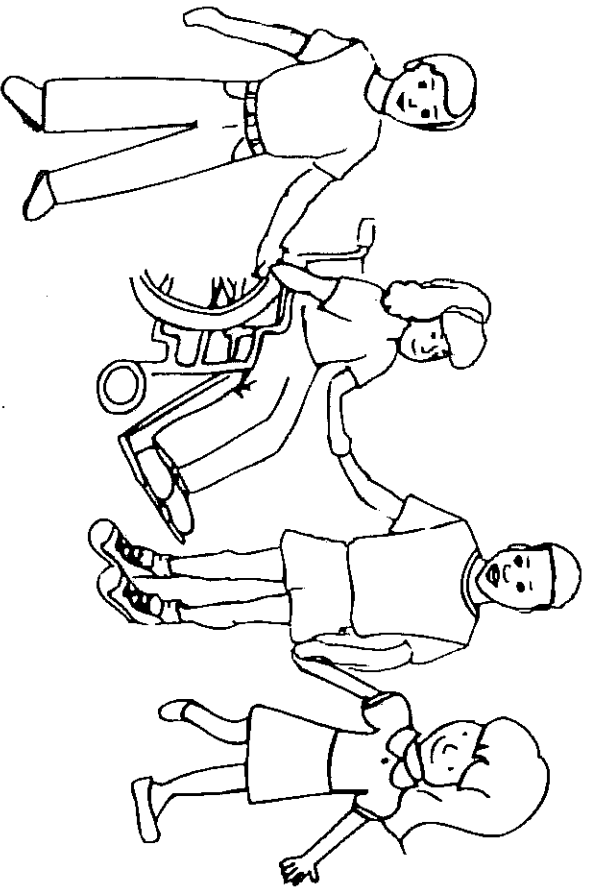
*The Second Commandment is to love your neighbor as yourself.*

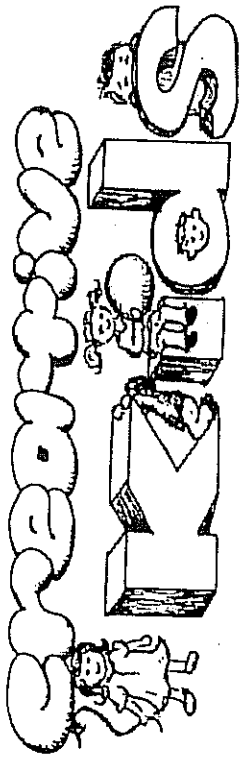
Directions: Find and color the 8 hearts in the picture.



*Every person is your neighbor. Treat them the way you would want to be treated.*

Directions: Color your neighbors.





### Teacher Instructions

#### The Ten Commandments

- Directions:
1. On a large piece of paper write the Ten Commandments as listed below.
  2. Alternate the color of marker you use so each line stands out.
  3. Decorate your poster and hang it in your room to recite each morning when you wake up.

#### *The Ten Commandments*

1. *I, the Lord, am your God; you shall not have other gods besides me.*
2. *You shall not take the name of the Lord, your God, in vain.*
3. *Remember to keep holy the Sabbath day.*
4. *Honor your father and your mother.*
5. *You shall not kill.*
6. *You shall not commit adultery.*
7. *You shall not steal.*
8. *You shall not bear false witness against your neighbor.*
9. *You shall not covet your neighbor's wife.*
10. *You shall not covet anything that belongs to your neighbor.*

# GOD'S WORD FOR CHILDREN!

Thirtieth Sunday in Ordinary Time


October 26, 2008 7 & Up

Jesus said, "You are to love the Lord with all your heart, with all your soul, and with all your mind. This is the greatest and the First Commandment."

Ex 22:20-26 Ps 18:2-4, 47, 51  
1 Thes 1:5-10 Mt 22:34-40

Directions: Use the letters in heart, soul, and mind to spell 10 new words.

1. \_\_\_\_\_
2. \_\_\_\_\_
3. \_\_\_\_\_
4. \_\_\_\_\_
5. \_\_\_\_\_
6. \_\_\_\_\_
7. \_\_\_\_\_
8. \_\_\_\_\_
9. \_\_\_\_\_
10. \_\_\_\_\_



160 Old State Road • Ballwin, Missouri 63021  
phone 636.394.7000 • toll free 800.876.7000 • fax 636.394.2501



Jesus also said, "You shall love your neighbor as yourself. The whole law and the prophets depend on these two Commandments."

Directions: Find and circle the following words in the seek and find puzzle.

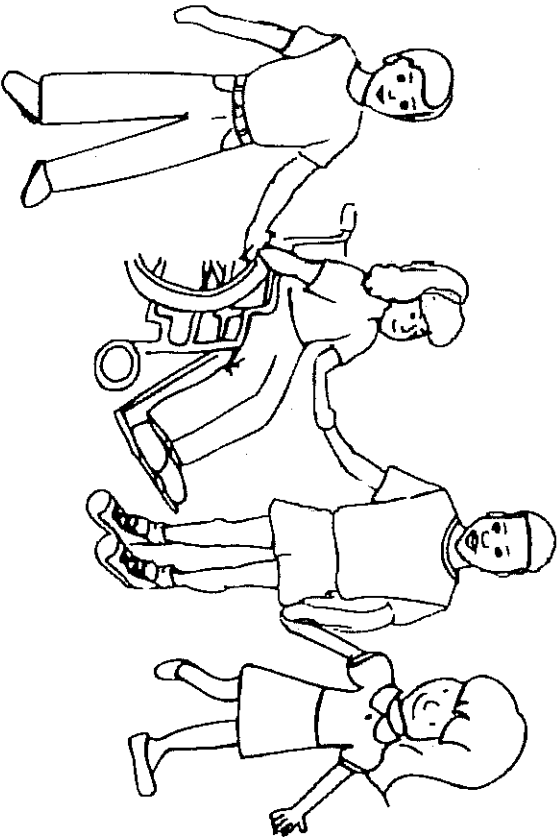
COMMANDMENT HEART LORD MIND  
NEIGHBOR YOURSELF SOUL LOVE

C	A	S	N	U	J	G	M	P	O	S
R	O	B	P	E	X	E	N	B	W	A
Q	Z	M	C	H	I	U	L	J	M	M
A	E	I	M	E	B	G	D	C	L	P
S	T	N	G	A	P	L	H	N	P	I
X	V	D	H	R	N	E	I	B	S	R
H	E	A	R	T	H	D	Y	K	O	J
F	L	O	V	E	F	H	M	L	U	R
L	O	Q	Y	O	U	R	S	E	L	F
T	R	U	H	L	N	B	V	C	N	Z
I	D	T	V	B	J	I	L	K	M	T

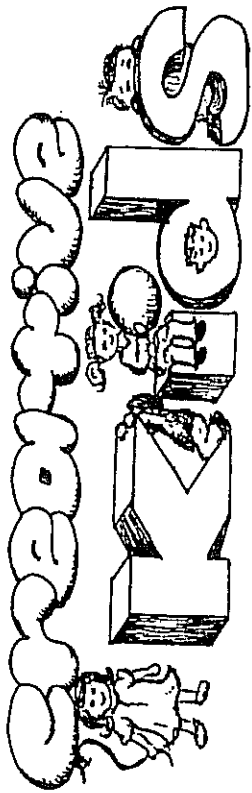
Everyone is your neighbor, even if he/she is different than you. You are to treat everyone the way you wish to be treated.



Directions: Color your neighbors.








Teachers' Instructions

Directions: Count the number of people. Circle the correct number.



4	5	6	7
---	---	---	---

# GOD'S WORD FOR CHILDREN!

Commemoration of All Souls

November 2, 2008 6 & Under

*Only goodness and kindness follow me all the days of my life; and I shall dwell in the house of the Lord for years to come.*

Wis 3:1-9

Ps 23:1-6

Rom 5:5-11

Jn 6:37-40

Directions: List five kind things this week you will do for others.



160 Old State Road • Ballwin, Missouri 63021  
phone 636.394.7000 • toll free 800.876.7000 • fax 636.394.2501



*"And hope maketh not ashamed; because the love of God is shed abroad in our hearts by the Holy Ghost which is given unto us."*

Directions: Who do you love? List them below.

---



---



---



---



---



---

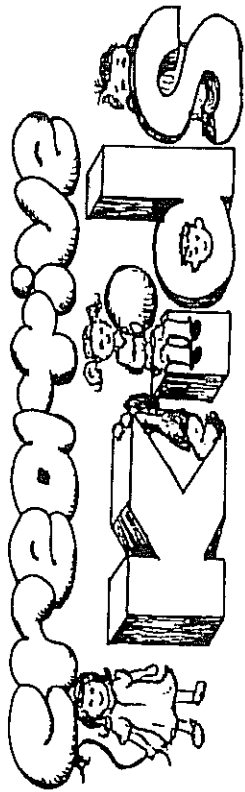
*Jesus said, "For I came down from heaven, not to do mine own will, but the will of him that sent me."*



*All that you do should be done in the name of Jesus. If it is not something Jesus would approve of, then do not do it.*

Directions: Put a line through the statements that Jesus WOULD NOT approve of you doing.

- ⇒ Cheating on a test.
- ⇒ Telling your mom that you broke something.
- ⇒ Inviting the new kid in your class to play.
- Saying you are sorry.
- Calling someone a name.
- ⇒ Ignoring your brother or sister.
- ⇒ When dad says, "No" - go ask mom.
- ⇒ When dad says, "No" - deal with it.
- ⇒ Making fun of someone.
- ⇒ Telling someone they are nice.
- ⇒ Writing a friendly note to someone.
- ⇒ Thanking the person who made dinner.
- ⇒ Complaining that you don't like the dinner.
- Cleaning up after yourself.
- ⇒ Doing your homework.
- ⇒ Praying for help.
- ⇒ Praying to give thanks.
- Praying for others.



### Teachers' Instructions

#### Helping the Poor

Do your part to help the poor.

Look through your old toys that you don't play with anymore and are still in good condition.

Donate your toys to a charitable organization to help put a smile on a young child's face.

What else could you do to help the poor and hungry in your neighborhood?

# GOD'S WORD FOR CHILDREN!

Commemoration of All Souls

November 2, 2008 7 & Up

*Only goodness and kindness follow me all the days of my life; and I shall dwell in the house of the Lord for years to come.*

Wis 3:1-9

Ps 23:1-6

Rom 5:5-11

Jn 6:37-40

Directions: List five kind things that you will do this week for others.

1.

2.

3.

4.

5.

 *Pastoral*  
SOLUTIONS

160 Old State Road • Ballwin, Missouri 63021  
phone 636.394.7000 • toll free 800.876.7000 • fax 636.394.2501



*"And hope maketh not ashamed; because the love of God is shed abroad in our hearts by the Holy Ghost which is given unto us."*

Directions: Who do you love? List them below.

---

---

---

---

---

---

---

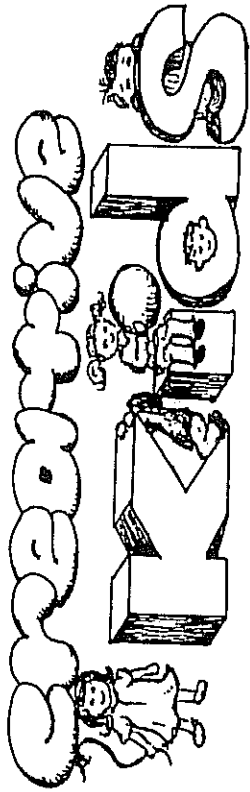
---

*Jesus said, "For I came down from heaven, not to do mine own will, but the will of him that sent me."*



Directions: Read the following verse, Psalm 23:6, and fill in the blanks.

Only \_\_\_\_\_ and \_\_\_\_\_ will pursue me  
all the \_\_\_\_\_ of my \_\_\_\_\_; I will dwell in  
the \_\_\_\_\_ of the LORD for years to  
come.



### Teachers' Instructions

#### Colorful Water

You will need:

- an empty ice cube tray
- a cup of water
- 2 different food colors
- eye dropper

1. Place the eye dropper in the cup of water and pinch the end. Let go of the pressure while keeping dropper in the water.
2. Bring it over to the ice cube tray and pinch out the water into one spot. Continue this process until the spot is full. Then fill the space under the first one with the same amount of water.
3. Squirt 1 or 2 drops of 1 color dye into the top ice cube spot and 1 or 2 drops of the other color in the bottom ice cube spot.
4. Use your eye dropper again to make different colors throughout the ice cube tray. Add water to some to see what happens.
5. Empty the tray and start again using 2 different colors. Enjoy experimenting.

# GOD'S WORD FOR CHILDREN!

Dedication of the Lateran Basilica

November 9, 2008 6 & Under

*Along both banks of the river, fruit trees of every kind shall grow.*

Ez 47:1-2,8-9,12

Ps 46:2-3,5-6,8-9

1 Cor 3:9c-11,16-17

Jn 2:13-22

Directions: In the space below, draw fruit trees and a river.

 *Pastoral*  
SOLUTIONS

160 Old State Road • Ballwin, Missouri 63021  
phone 636.394.7000 • toll free 800.876.7000 • fax 636.394.2501



He said to her, "Everyone who drinks this water will be thirsty again; but whoever drinks the water I shall give will never thirst."

Directions: Circle the letters in your name and then write your name on the line.





Aa	Bb	Cc	Dd	Ee
Ff	Gg	Hh	Ii	Jj
Kk	Ll	Mm	Nn	Oo
Pp	Qq	Rr	Ss	Tt
Uu	Vv	Ww	Xx	Yy
		Zz		

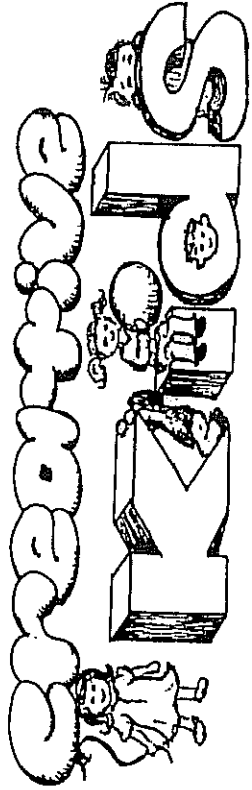
\_\_\_\_\_

"Wherever the river flows, every sort of land creature that can multiply shall live and there shall be abundant fish, for where this water comes the sea shall be made fresh."



Directions: Draw lines to connect the fish that are the same.





**Teachers' Instructions**

Colorful Water

You will need:

- an empty ice cube tray
- a cup of water
- 2 different food colors
- eye dropper

1. Place the eye dropper in the cup of water and pinch the end. Let go of the pressure while keeping dropper in the water.
2. Bring it over to the ice cube tray and pinch out the water into one spot. Continue this process until the spot is full. Then fill the space under the first one with the same amount of water.
3. Squirt 1 or 2 drops of 1 color dye into the top ice cube spot and 1 or 2 drops of the other color in the bottom ice cube spot.
4. Use your eye dropper again to make different colors throughout the ice cube tray. Add water to some to see what happens.
5. Empty the tray and start again using 2 different colors. Enjoy experimenting.

# GOD'S WORD FOR CHILDREN!

Dedication of the Lateran Basilica

November 9, 2008 7 & Up

*Along both banks of the river, fruit trees of every kind shall grow.*

Ez 47:1-2,8-9,12

Ps 46:2-3,5-6,8-9

1 Cor 3:9c-11,16-17

Jn 2:13-22

**Directions:** List the following words in alphabetical order.

River  
Fish

Temple  
Angel

Fruit  
Lord

1. \_\_\_\_\_
2. \_\_\_\_\_
3. \_\_\_\_\_
4. \_\_\_\_\_
5. \_\_\_\_\_
6. \_\_\_\_\_



**Pastoral SOLUTIONS** 160 Old State Road • Ballwin, Missouri 63021  
 phone 636.394.7000 • toll free 800.876.7000 • fax 636.394.2501



*St. Peter said to the Corinthians, "Do you not know that you are the temple of God and that the Spirit of God dwells in you?"*

Directions: find the word Temple in the puzzle below. How many times did you find the word Temple?

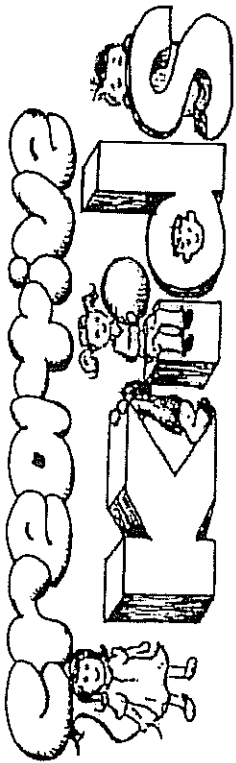
P M T E M P  
 L T E L T L  
 T E M P L E  
 E M P M M T  
 P E L E E P  
 P L E T P E

*"Wherever the river flows, every sort of land creature that can multiply shall live and there shall be abundant fish, for where this water comes the sea shall be made fresh."*



Directions: Below draw a picture of animals, fish and a river.





**Teacher Instructions**


Talent Search

You are good at many things. Try to find something new that you are good at.

Directions: Every day this week, try an activity that you have never tried before.

Here are some examples:

- \*Finger painting
- \*Ice-Skating
- \*Cooking
- \*Reading a book to someone
- \*Jumping rope
- \*Hopping backward
- \*Standing on your head



# GOD'S WORD FOR CHILDREN!

Thirty-Third Sunday in Ordinary Time Year A November 16, 2008 6 & Under

*A master gave 3 servants money.*

*The first two worked hard and made more.*

*The third buried his money.*

Prv 31:10-13, 19-20, 30-31

1 Thes 5:1-6

Ps 128:1-5


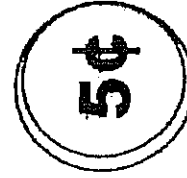
Mt 25:14-30

Directions: Count the coins and circle the correct number.

5

6

7

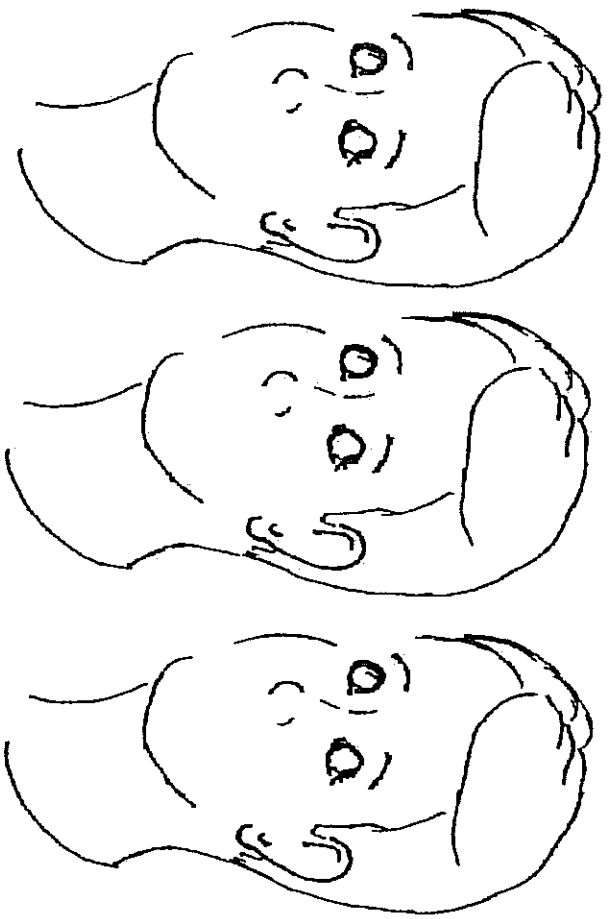


160 Old State Road • Ballwin, Missouri 63021  
 phone 636.394.7000 • toll free 800.876.7000 • fax 636.394.2501




The master was happy with the first two and angry with the one who just buried his money, calling him a "wicked, lazy servant".

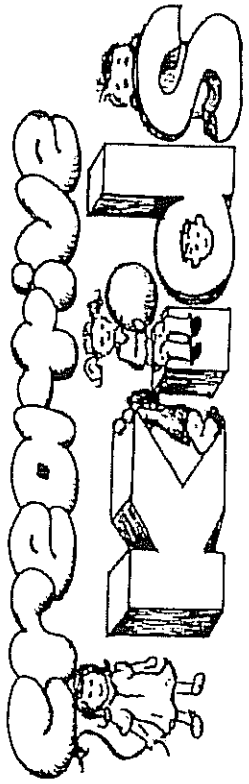
Directions: Draw a mouth on each face, showing how he feels.



God has given you many talents. Be sure not to bury them. Keep trying to find out what your talents are.

Directions: Color the children using their talents.





### Teacher Instructions

#### Talent Wrap

With the holidays approaching, get a head start by making your own wrapping paper this year. Use your talents and/or show your talents on the wrapping paper.

1. Suggested materials are brown paper bags that you have cut open, markers, crayons, ink pads, rubber stamps of any kind, and Christmas cookie cutters.
2. Lay the paper out on a flat surface. Begin to decorate with whatever materials you have.
3. Example: If you are good at basketball, make basketballs & hoops. If you are good at math, make math problems. If you are good at drawing, draw wonderful pictures.
4. Other ideas are to write different Christmas sayings all over the paper.
5. Be creative and have fun! It will be even more fun when you give that special person his/her Christmas gift in paper that you took the time to decorate.

# GOD'S WORD FOR CHILDREN!

Thirty-Third Sunday in Ordinary Time Year A November 16, 2008 7 & Up

*A master gave 3 servants money.*

*He was pleased with two of the servants who toiled and worked to double the masters money but the third was lazy and buried his money, which angered the master.*


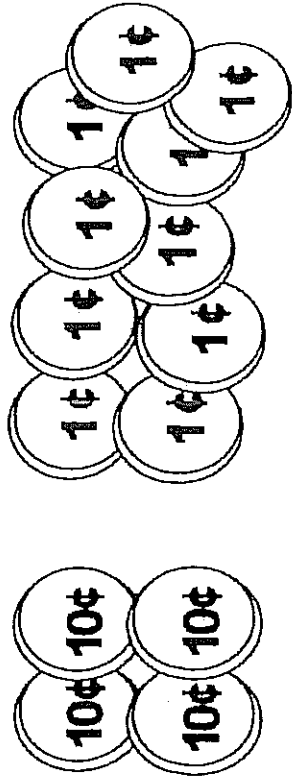
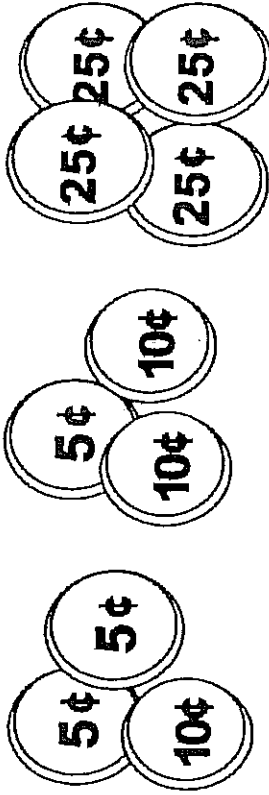
Prv 31:10-13, 19-20, 30-31

1 Thes 5:1-6

Ps 128:1-5

Mt 25:14-30

Directions: Circle the greater amount of money in each row.



**Pastoral SOLUTIONS**  
160 Old State Road • Ballwin, Missouri 63021  
phone 636.394.7000 • toll free 800.876.7000 • fax 636.394.2501



*God has given you many talents and He expects you to use them. Do not be lazy and bury them.*

Directions: Match the people with the talents they have perfected.

DOCTOR Loves to climb, be outside, and is very brave

FIRE FIGHTER Loves to read to others

PRIEST Loves to fix things and make people feel better

TEACHER Loves to hear about God and is unselfish

*All people are different and have different talents and interests.*



Directions: List your talents below. What do you do well? What are the things you like about yourself?

---



---



---



---



---



---



---



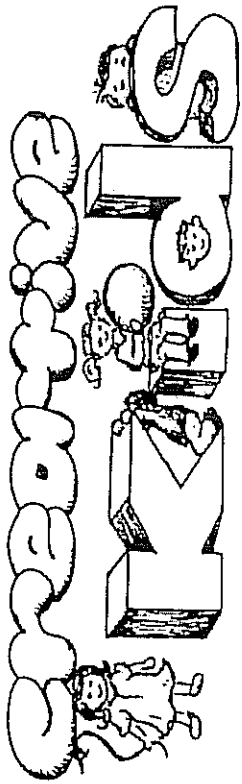
---



---



---



### Teacher Instructions

#### Kiss Cookie Ingredients

- 1 cup shortening
- 1 1/2 cups sugar
- 1 1/2 tsp. baking soda
- 1 tsp. vanilla
- 1/2 cup additional sugar
- 1 bag Hershey's Kisses candies
- 1 cup peanut butter
- 1/2 cup brown sugar
- 2 eggs
- 2 1/4 cup flour

A kiss for you.  
A kiss for me.  
A kiss for everyone  
you see.

1. Preheat oven to 350°.
2. Mix the shortening and peanut butter with mixer until thoroughly mixed.
3. Add both sugars and baking soda and beat until well mixed.
4. Add the eggs and vanilla.
5. Beat in the flour, a little at a time, until mixed thoroughly.
6. Take a tablespoon sized scoop of dough and roll it into a ball. Roll the ball in additional sugar to coat it. Place it on a cookie sheet. Continue with the rest of the dough, placing the balls about 2 inches apart.
7. Unwrap all the kisses while you bake the cookies for about 10 minutes.
8. While still warm, press a kiss into the center of the cookie. This will crack the edges around the cookie edge.
9. When completely cooled, place the cookies in a container (or several containers) depending on how many people you are going to deliver your cookies to.

# GOD'S WORD FOR CHILDREN!

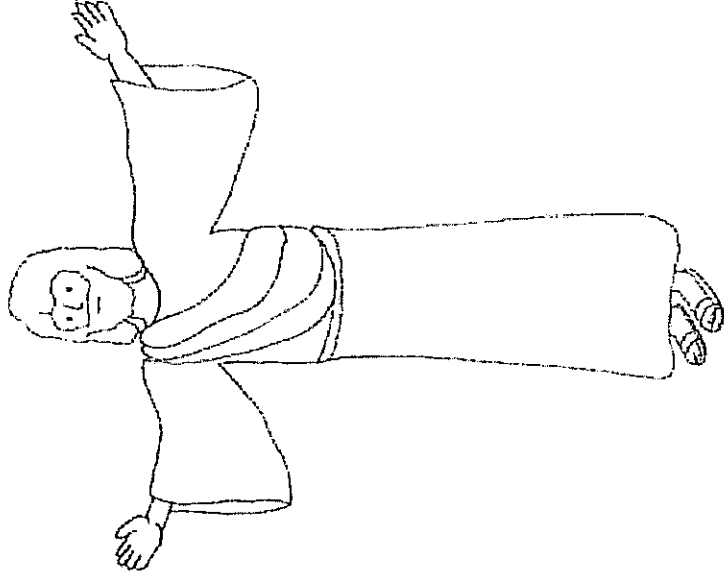
Christ the King Year A

November 23, 2008 6 & Under

*When Jesus comes again, He will judge every person.*

Ez 34:11-12, 15-17 Ps 23:1-3, 5-6  
1 Cor 15:20-26, 28 Mt 25:31-46

Directions: Color the picture of Jesus.



 **Pastoral SOLUTIONS**

160 Old State Road • Ballwin, Missouri 63021  
phone 636.394.7000 • toll free 800.876.7000 • fax 636.394.2501



Whatever you do for others, you do for Jesus.

Directions:

Circle the letters in JESUS IS KING.

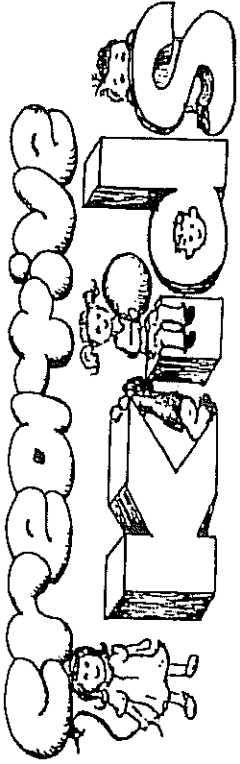
A	B	C	D	E	F	G	H
I	J	K	L	M	N	O	P
Q	R	S	T	U	V	W	X
Y	Z	A	B	C	D	E	F
G	H	I	J	K	L	M	N
O	P	Q	R	S	T	U	V
W	J	Y	Z	A	B	C	D
E	S	L	J	U	L	S	E

Jesus wants you to feed the hungry, care for the sick, and help everyone that you can.



Directions:

Draw lines connecting the item with person who needs that item.

### Teacher Instructions

#### Thanks For Giving

Thanksgiving is approaching and many people will not have a Thanksgiving celebration with their families. There are organizations that prepare and feed the poor and homeless on Thanksgiving Day.

#### Directions:

1. During this week before Thanksgiving, find out where you could go to volunteer your time in helping feed these needy people their Thanksgiving Meal.
2. If you are unable to actually serve the Thanksgiving Meal to the poor and homeless, but would like to help feed them, there are groups in your community that collect the donated food and bring it to the places for the Thanksgiving Meals.
3. Contact your church to find out what organizations you could volunteer for in your community.

# GOD'S WORD FOR CHILDREN!

Christ the King Year A

November 23, 2008 7 & Up

*When Jesus comes to judge the living and the dead, He will separate them by those who have lived their lives for others and those who have only lived for themselves.*


Ez 34:11-12, 15-17

Ps 23:1-3, 5-6

1 Cor 15:20-26, 28

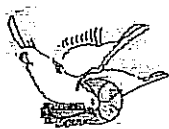
Mt 25:31-46

Directions: Separate the good apples from the bad apples by drawing an arrow to the basket (good) and the garbage (bad) to show where they should go.



 *Pastoral*  
SOLUTIONS

160 Old State Road • Ballwin, Missouri 63021  
phone 636.394.7000 • toll free 800.876.7000 • fax 636.394.2501



*Jesus wants us to take care of each other.  
What you do for the least of your brothers,  
you do for Jesus.*

**Directions:** Fill in the blank with the given words to finish the statements that Jesus said from the Gospel today.

**DRINK**      **NAKED**      **FOOD**  
**PRISON**    **ILL**      **STRANGER**

"I was hungry and you gave me \_\_\_\_\_,"

I was thirsty and you gave me \_\_\_\_\_,

a \_\_\_\_\_ and you welcomed me,

\_\_\_\_\_ and you clothed me,


\_\_\_\_\_ and you cared for me,

in \_\_\_\_\_ and you visited me."

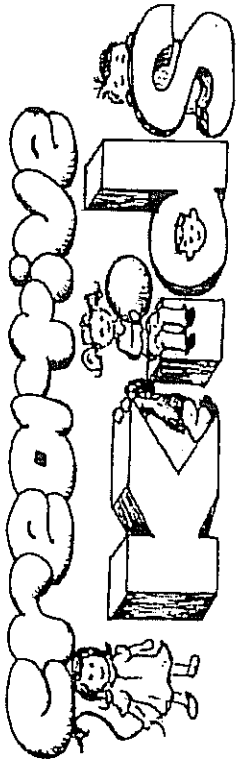
*To enter the kingdom of heaven, you must live  
your life according to Jesus.*



**Directions:** Help each of the children get to heaven.







# GOD'S WORD FOR CHILDREN!

## Teacher Instructions

### Advent Wreath

#### Directions:

1. You will need green, purple, pink, and yellow construction paper, glue, scissors, and a pencil.
2. Draw a large circle (as big as you can) on the green paper and cut it out. Then draw a smaller one inside the large one. Poke your scissors inside the smaller one and cut out the center to form your wreath.
3. Draw and cut out 3 (3x6-inch) rectangles from the purple paper and 1 from the pink. Cut them out for the candles.
4. Roll the rectangles to create thin candles and glue the sides together.
5. Make 3 small cuts on the bottom of 1 end and fold back the pieces. Glue the folded pieces onto the green paper. Be sure to space the candles evenly on the wreath.
6. Draw and cut out 4 candle light (teardrop) shapes out of the yellow paper. On each Sunday of Advent glue the candle light on the appropriate candle.

First Sunday of Advent Year B

November 30, 2008 6 & Under

*Be watchful!*

*You do not know when the Lord is coming.*

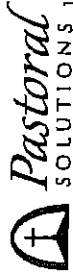

Is 63:16-17, 19; 64:2-7

Ps 80:2-3, 15-16

1 Cor 1:3-9

Mk 13:33-37

Directions: Draw a picture of Jesus inside the TV for you to watch.

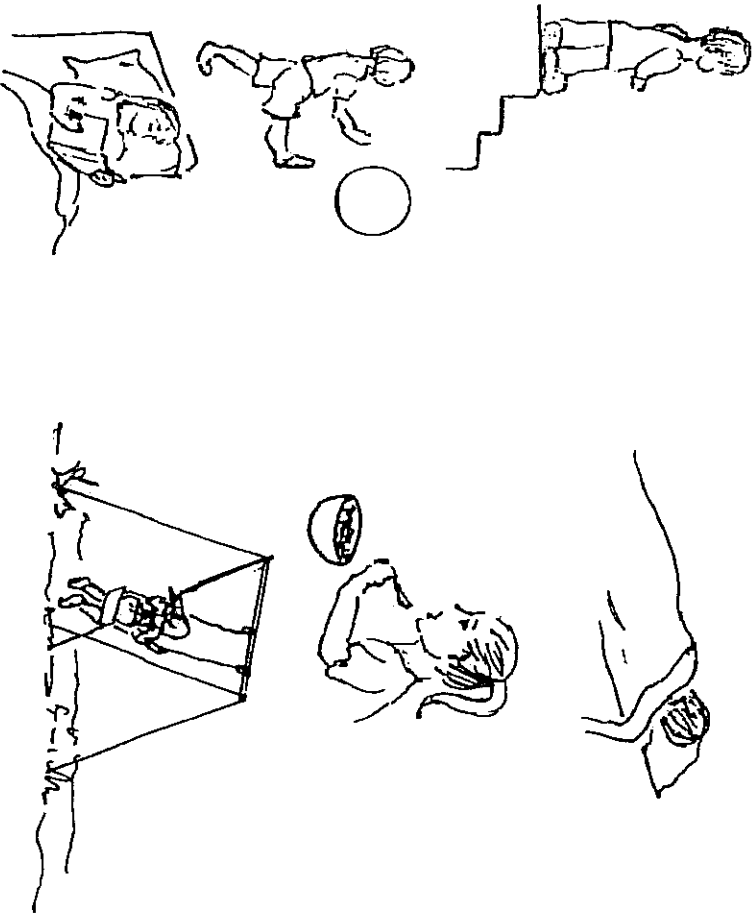


160 Old State Road • Ballwin, Missouri 63021  
phone 636.394.7000 • toll free 800.876.7000 • fax 636.394.2501



*Will He come in the morning, during the day or while you are sleeping?*

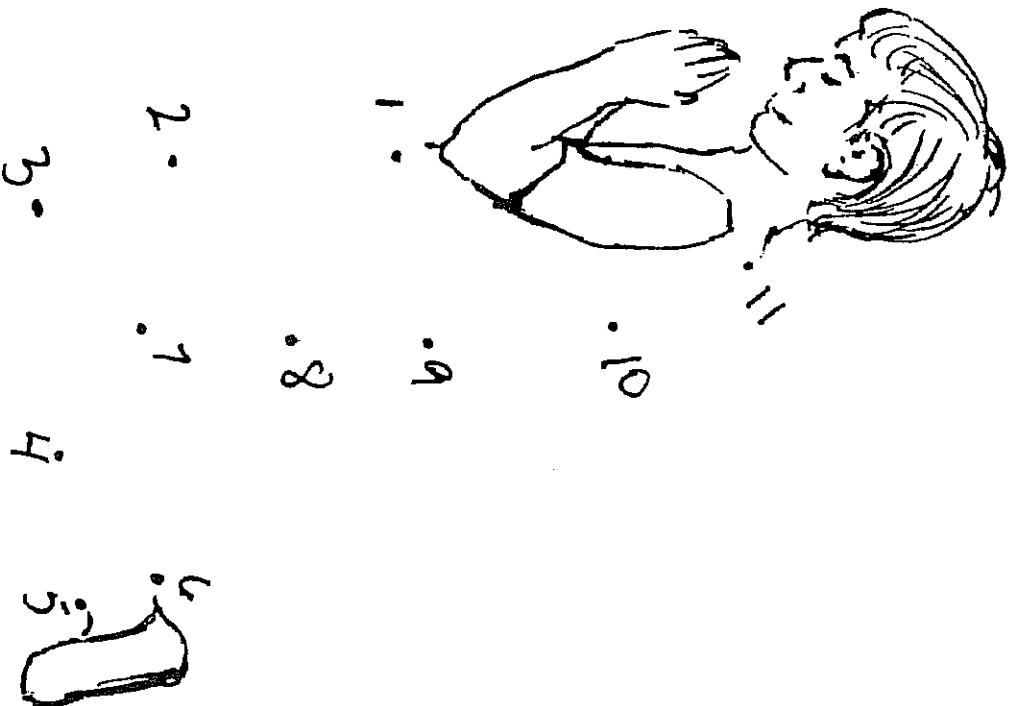
Directions: Draw a line connecting the events that happen around the same time.

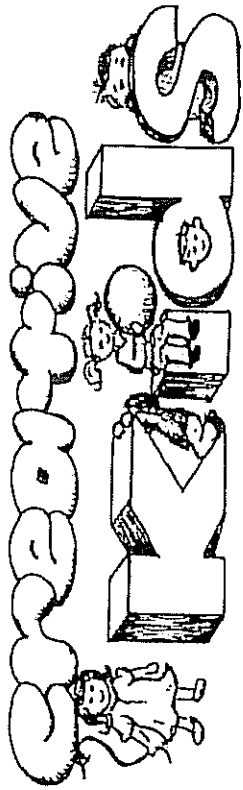


*You should always be ready for His coming.*



Directions: Complete the dot to dot to finish the picture.





# GOD'S WORD FOR CHILDREN!

## Teacher Instructions

### Clay Dough Advent Wreath

Directions:

1. Mix 3 cups all-purpose flour, 1 cup salt, and 2 TBS of cornstarch. Gradually add 1 1/4 cups water and 2 tsp. of cooking oil. Knead clay dough until smooth.
2. Divide dough in half. Add green food coloring to one half and knead until evenly colored.
3. Divide other half in half. Add purple food coloring and knead as before.
4. Divide the rest in half. Add pink to one half and yellow to the other half and knead separately.
5. Make the wreath out of the green dough, 3 candles out of the purple, 1 candle out of the pink, and 4 candle lights out of the yellow.
6. Place the wreath on a plate. Place the candles evenly spaced in the wreath. Light one of the purple candles.
7. Keep the rest of the candle lights in a plastic bag until they need to be placed on the appropriate candle on the next 3 Sundays.

First Sunday of Advent Year B

November 30, 2008


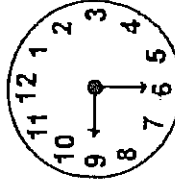
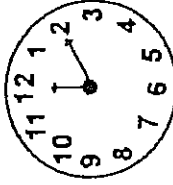
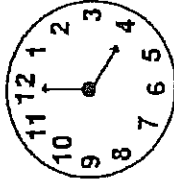
7 & Up

*"Be watchful! Be alert!*

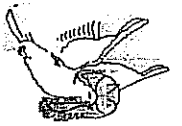
*You do not know when the time will come."*

Is 63:16-17, 19; 64:2-7      Ps 60:2-3, 15-16  
 1 Cor 1:3-9                      Mk 13:33-37

Directions: Match the digital time with the face clock time on the alarm clocks.



160 Old State Road • Ballwin, Missouri 63021  
 phone 636.394.7000 • toll free 800.876.7000 • fax 636.394.2501




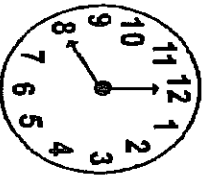
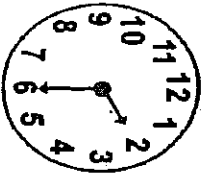
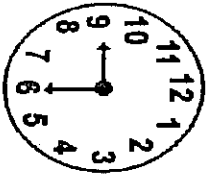
What time of the day or night will He come?  
Will you be ready for Him?

Directions: Write the correct time of day on the line below each picture.

MORNING

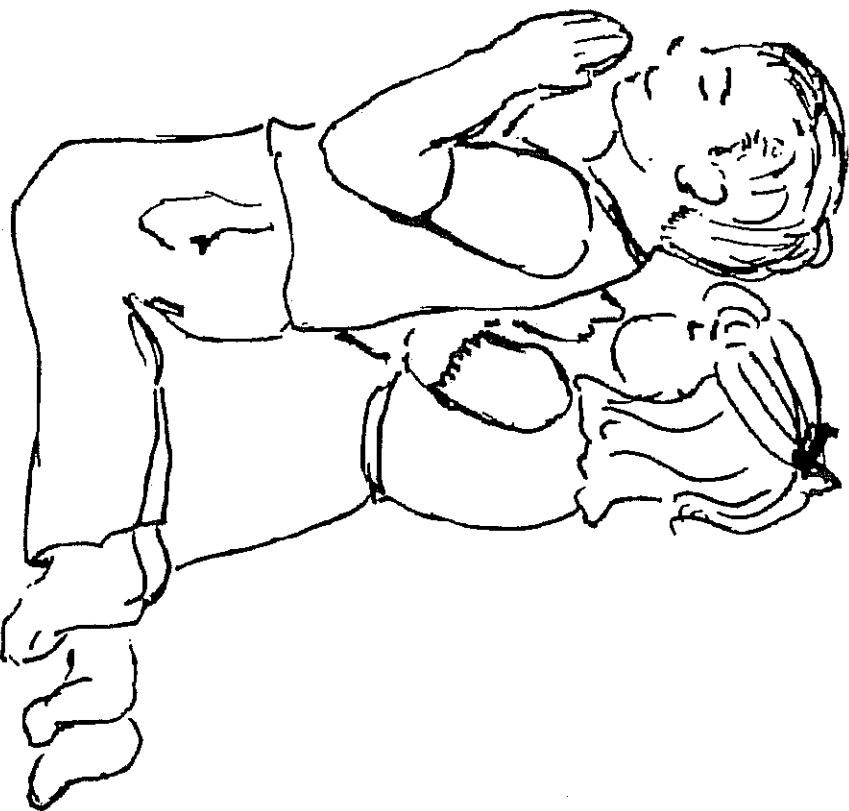
AFTERNOON

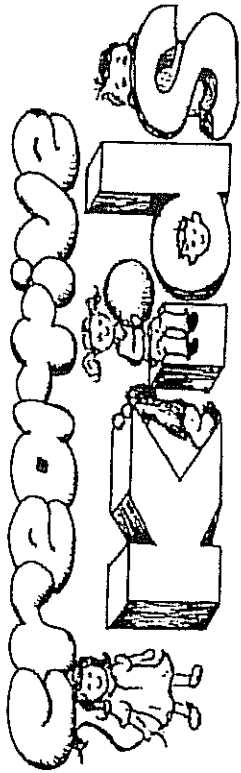
EVENING



What do you need to do to be ready for the  
Lord's coming?

Directions: Color the picture.

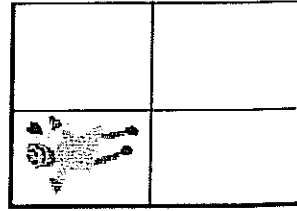
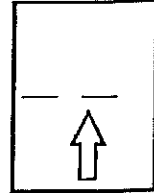
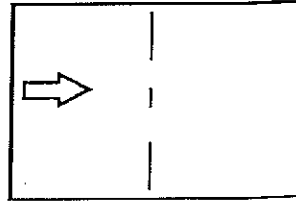




**Teacher Instructions**

Good Behavior Award

1. Fold a piece of paper in half and press down to crease the paper.
2. Fold the paper again in the other direction. It should now be about 4"x5". Press down to make another crease in the paper.
3. Open the paper back up.
4. With adult supervision, cut along the creases. You will have 4 smaller pieces of paper.
5. Draw and color a big smiley face on each of the papers.
6. Whenever you see someone doing something nice for another person, give them a smiley face.



# GOD'S WORD FOR CHILDREN!

Second Sunday of Advent Year B

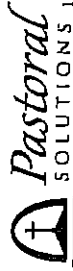

December 7, 2008 6 & Under

*John the Baptist was sent to prepare the people for Jesus' coming.*

Is 40:1-5, 9-11 Ps 85:9-14

2 Pt 3:8-14 Mk 1:1-8

Directions: Color the picture.




**Pastoral SOLUTIONS**  
 160 Old State Road • Ballwin, Missouri 63021  
 phone 636.394.7000 • toll free 800.876.7000 • fax 636.394.2501



*He baptized the people in the Jordan River.*

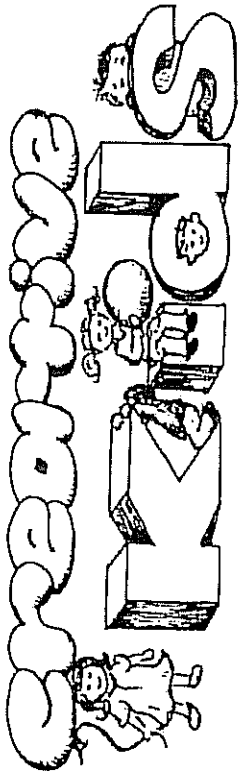
Directions: Help the boat sail through the river to shore.



*The first Sacrament that you receive is  
Baptism.*

Directions: Draw a picture of your godparents.

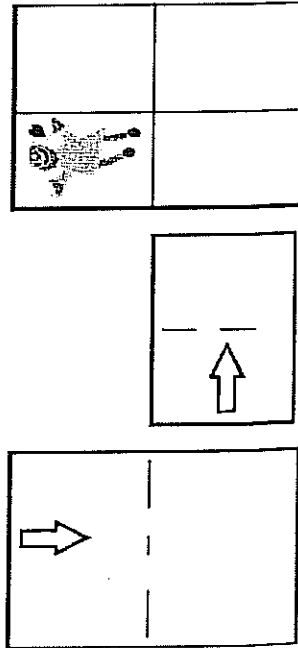




### Teacher Instructions

#### Good Behavior Award

1. Fold a piece of paper in half and press down to create the paper.
2. Fold the paper again in the other direction. It should now be about 4"x5". Press down to make another crease in the paper.
3. Open the paper back up.
4. With adult supervision, cut along the creases. You will have 4 smaller pieces of paper.
5. Draw and color a big smiley face on each of the papers.
6. Whenever you see someone doing something nice for another person, give them a smiley face.



# GOD'S WORD FOR CHILDREN!

Second Sunday of Advent Year B

December 7, 2008

7 & Up

God sent John the Baptist to prepare the way of the Lord.  
John then performed baptisms of repentance for the forgiveness of sins in the Jordan River.

Is 40:1-5, 9-11

Ps 85:9-14

2 Pt 3:8-14

Mk 1:1-8

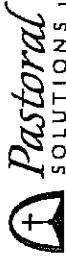
Directions: Find and circle these hidden words in the seek and find puzzle.

BAPTISM  
JOHN

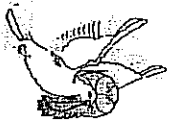
FORGIVE  
WATER

JORDAN  
SINS

F	B	S	I	N	S	Q	B
J	O	R	D	A	N	Z	A
S	P	R	E	Y	J	K	P
J	L	C	G	S	T	E	T
O	E	T	B	I	D	G	I
H	Q	P	C	R	V	R	S
N	I	W	V	A	B	E	M
Y	N	W	A	T	E	R	F




SOLUTIONS 160 Old Stone Road • Ballwin, Missouri 63021  
phone 636.394.7000 • toll free 800.876.7000 • fax 636.394.2501



*John said, "One mightier than I is coming after me. I am not worthy to stoop and loosen the thongs of his sandals. I have baptized you with water; He will baptize you with the Holy Spirit."*

**Directions:** Complete the dot-to-dot to finish the picture.

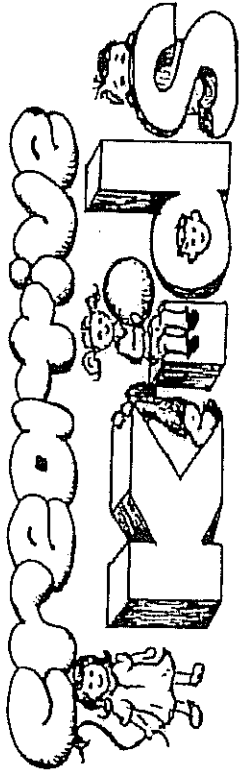


*The first Sacrament that you receive is Baptism. When you are baptized your parents and godparents agree to help you on your Christian journey.*

**Directions** Draw a picture of your own baptism.



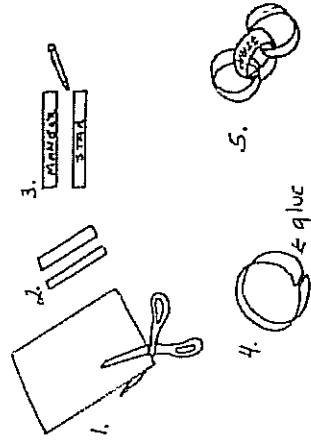




### Teacher Instructions

#### Be The Messenger of Jesus' Coming

- Directions:
1. Cut a large star out of yellow construction paper or color a piece of white paper yellow.
  2. Cut out 13 strips of paper that are "1x6" in length.
  3. Put a dab of glue on the tip of one end of a strip. Touch the other end to the glue to make a ring. Hold together until glue is dry. (Taping or stapling also works.)
  4. Connect all but one of the strips in the same way, by looping them through the rings that have already been made so they make a paper chain.
  5. Put a dab of glue in the same spot on both sides of the star. With the strip that is left, loop it through the end of the chain and glue it to the star.
  6. Before you go to bed tonight, tear off one strip from the chain. When only the star is left, you will go to sleep and wake up on Jesus' birthday.



# GOD'S WORD FOR CHILDREN!



Third Sunday of Advent Year B

December 14, 2008 6 & Under

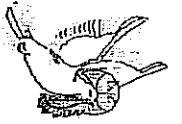
*The people asked John the Baptist who he was.*

Is 61:1-2, 10-11 Lk 1:46-50, 53-54  
1 Thes 5:16-24 Jn 1:6-8, 19-28

Directions: Draw a line to connect each face on the left with the same face on the right.

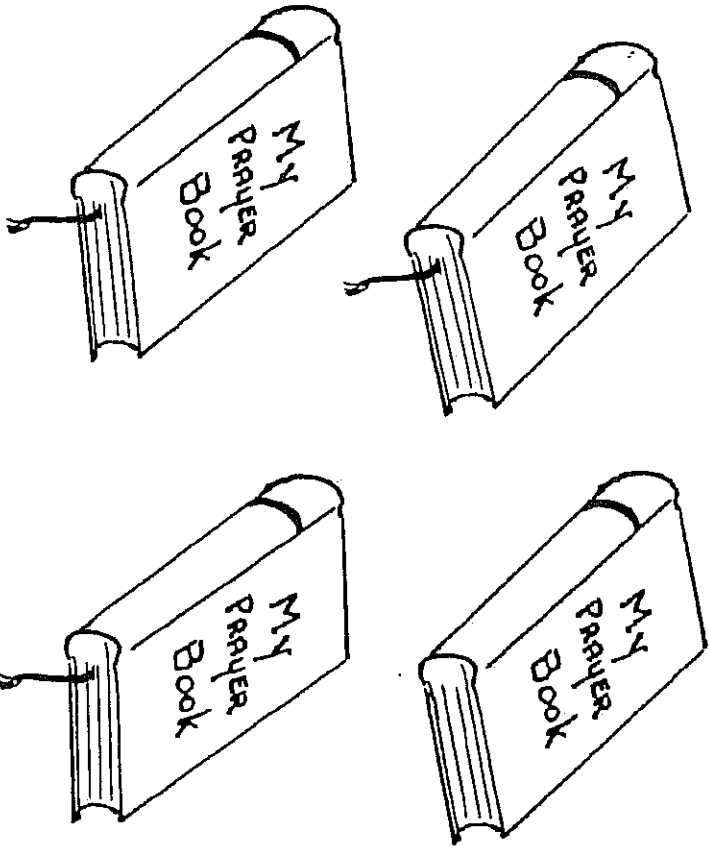


**Pastoral SOLUTIONS**  
160 Old State Road • Ballwin, Missouri 63021  
phone 636.394.7000 • toll free 800.876.7000 • fax 636.394.2501



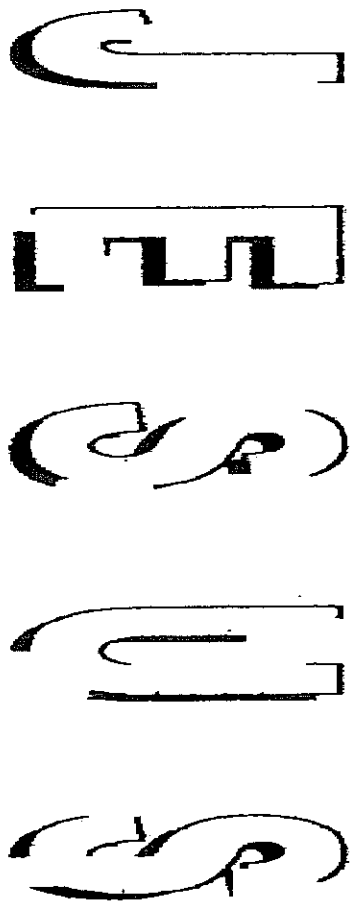
*John said, "I am not the Messiah."*

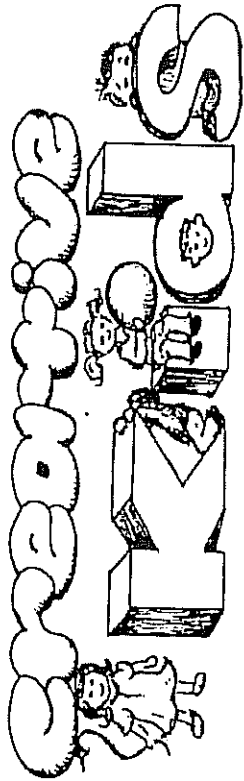
Directions: Put an X on the picture that does not match the others.



*John was a messenger to let everyone know that the Lord was coming soon.*

Directions: Connect the lines on each letter to finish the word JESUS.

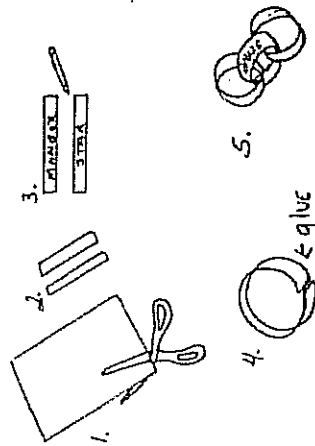




### Teacher Instructions

Be The Messenger of Jesus' Coming

- Directions:
1. Cut a large star out of yellow construction paper or color a piece of white paper yellow.
  2. Cut out 13 strips of paper that are "1x6" in length.
  3. Put a dab of glue on the tip of one end of a strip. Touch the other end to the glue to make a ring. Hold together until glue is dry. (Taping or stapling also works.)
  4. Connect all but one of the strips in the same way, by looping them through the rings that have already been made so they make a paper chain.
  5. Put a dab of glue in the same spot on both sides of the star. With the strip that is left, loop it through the end of the chain and glue it to the star.
  6. Before you go to bed tonight, tear off one strip from the chain. When only the star is left, you will go to sleep and wake up on Jesus' birthday.



# GOD'S WORD FOR CHILDREN!

Third Sunday of Advent Year B

December 14, 2008

7 & Up

The priest asked John the Baptist, "Who are you?"

Is 61:1-2, 10-11      Lk 1:46-50, 53-54  
 1 Thes 5:16-24      Jn 1:6-8, 19-28

Directions: Read the descriptions and fill in the blanks with the correct person from the list.

DOCTOR    TEACHER    PRIEST    MAILMAN    PILOT

1. Who are you if you help someone learn how to read?  
\_\_\_\_\_
2. Who are you if you fly an airplane?  
\_\_\_\_\_
3. Who are you if you deliver a letter to someone?  
\_\_\_\_\_
4. Who are you if you say Mass on Sunday?  
\_\_\_\_\_
5. Who are you if you fix a broken arm?  
\_\_\_\_\_

*A Pastoral*

SOLUTIONS 160 Old State Road • Ballwin, Missouri 63021  
 phone 636.394.7000 • toll free 800.876.7000 • fax 636.394.2501



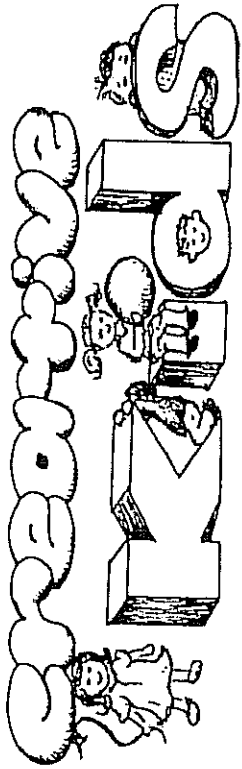
*John said, "I am not the Messiah. I am the voice of one crying out in the desert. Make straight the way of the Lord."*

Directions: Draw a picture of something you can do to keep the Lord in your life.

*The Pharisees then asked, "Why then do you baptize if you are not the Messiah?" John told them that he baptizes with water, and he is not worthy to untie the sandal strap of the One who is coming.*

Directions: Draw a picture of John the Baptist talking to the Pharisees





### Teacher Instructions

#### Hail Mary

Directions:

Recite the prayer below every night before going to bed to honor the Mother of Jesus.

Hail Mary, full of grace  
The Lord is with you.  
Blessed are you  
among women,  
and blessed is the fruit  
of your womb, Jesus

Holy Mary, Mother of God  
Pray for us sinners  
Now, and at the hour of our death,  
Amen

# GOD'S WORD FOR CHILDREN!

Fourth Sunday of Advent Year B

December 21, 2008 6 & Under

*The angel Gabriel was sent from God to tell Mary that she would have God's Son.*

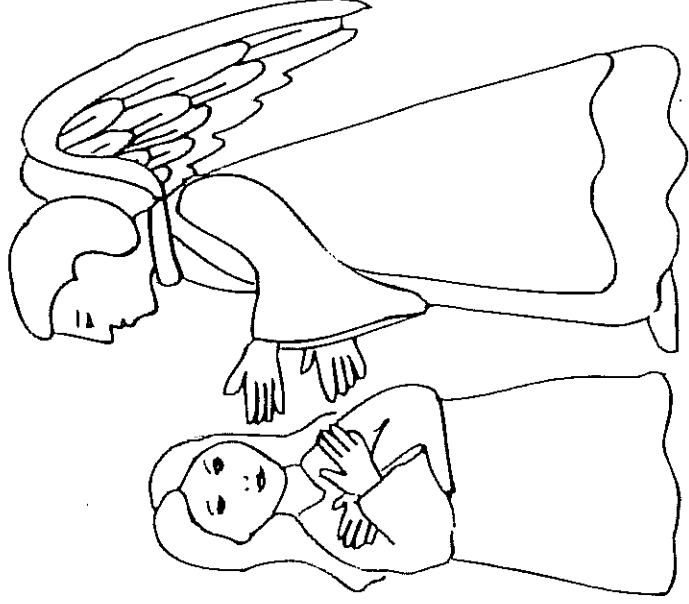
2 Sm 7:1-8, 8-12, 14, 16

Ps89:2-5, 27, 29

Rom 16:25-27

Lk 1:26-38

Directions: Color the picture.

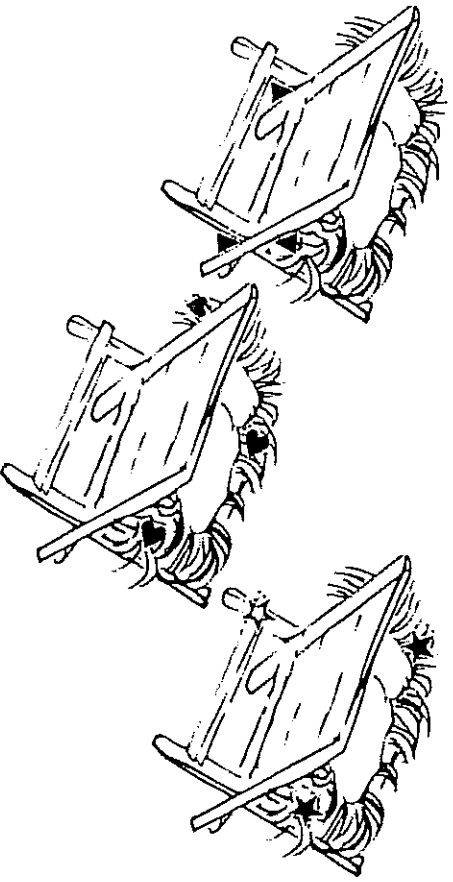





*Pastoral*  
SOLUTIONS 160 Old State Road • Ballwin, Missouri 63021  
phone 636.394.7000 • toll free 800.876.7000 • fax 636.394.2301




*He told Mary to name the baby Jesus.*

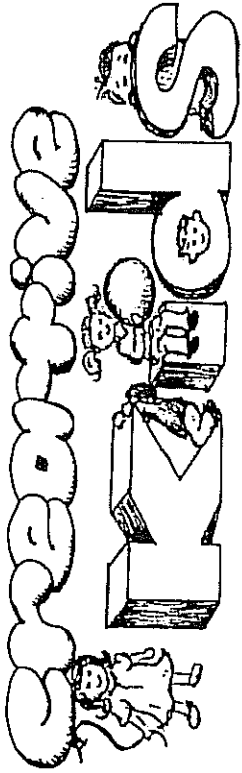
Directions: Draw a line from the blanket to the baby it belongs to.



*Gabriel told Mary that Jesus would be called holy, the Son of God.*

Directions: Draw the baby Jesus inside the manger.





### Teacher Instructions

#### Hail Mary

Directions:

Recite the prayer below every night before going to bed to honor the Mother of Jesus.

Hail Mary, full of grace  
The Lord is with you.

Blessed are you  
among women,  
and blessed is the fruit  
of your womb, Jesus

Holy Mary, Mother of God  
Pray for us sinners

Now, and at the hour of our death,  
Amen

# GOD'S WORD FOR CHILDREN!

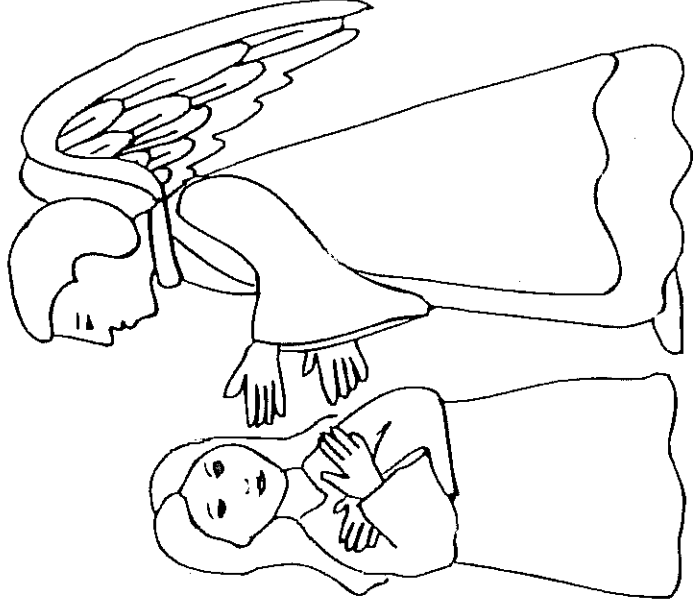
Fourth Sunday of Advent Year B

December 21, 2008 7 & Up


*The angel Gabriel was sent from God to tell Mary that  
she would have God's Son.*

2 Sm 7:1-8, 8-12, 14, 16      Ps89:2-5, 27, 29  
Rom 16:25-27                      Lk 1:26-38

Directions: Color the picture.






*Pastoral*  
SOLUTIONS  
160 Old State Road • Ballwin, Missouri 63021  
phone 636.394.7000 • toll free 800.876.7000 • fax 636.394.2501




*He told Mary to name the baby Jesus.*

Directions: Draw a line from the blanket to the baby it belongs to.

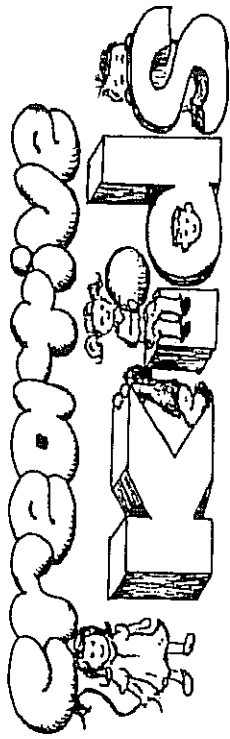


*Gabriel told Mary that Jesus would be called holy, the Son of God.*

Directions: Draw the baby Jesus inside the manger.








**Teacher Instructions**

Happy Birthday Jesus!

- Directions:
1. Use your favorite cake recipe and bake a cake.
  2. Decorate the cake for Jesus' birthday.
  3. After dinner, sing Happy Birthday to Jesus!
  4. Enjoy the cake in honor of Jesus!



# GOD'S WORD FOR CHILDREN!

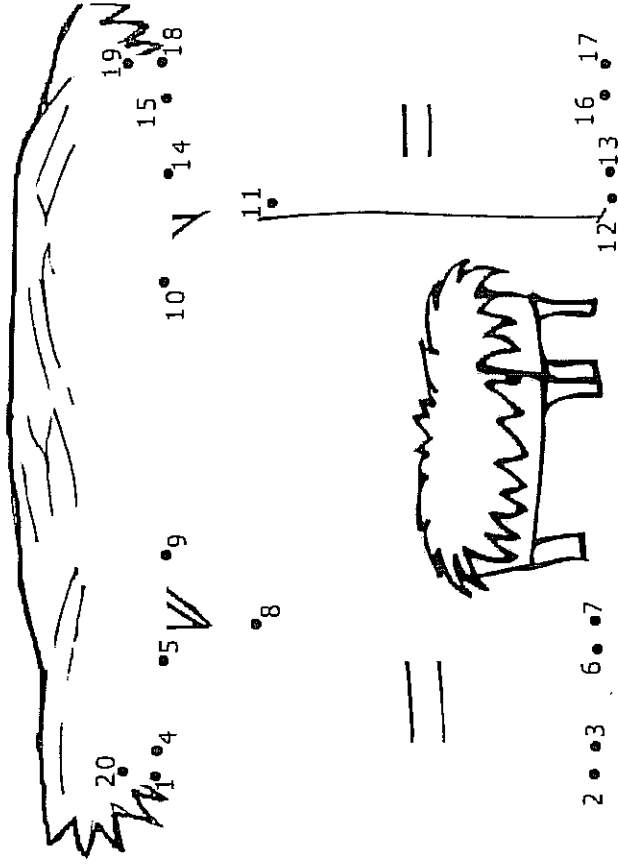
Holy Family Year B

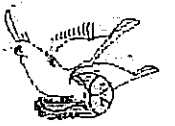
December 28, 2008 6 & Under

*Jesus was born in a stable.*

Gn 15:1-6, 21:1-3 Ps 105:1-2,3-4,5-6,8-9  
 Heb 11:8,11-12,17-19 Lk 2:22-40

Directions: Complete the dot-to-dot.






*Mary wrapped Jesus in swaddling clothes and laid Him in a manger.*

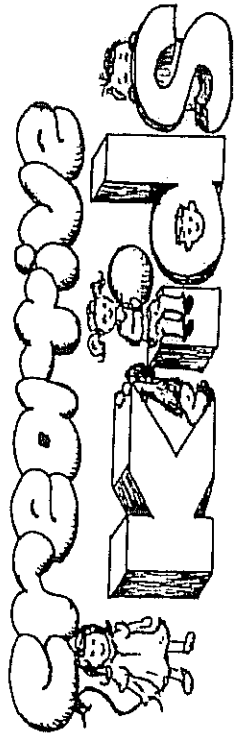
Directions: Color the picture.



*An angel appeared to shepherds and told them that the Messiah had been born.*

Directions: Put an X on the horse that is not the same as the others.






**Teacher Instructions**

Happy Birthday Jesus!

- Directions:
1. Use your favorite cake recipe and bake a cake.
  2. Decorate the cake for Jesus' birthday.
  3. After dinner, sing Happy Birthday to Jesus!
  4. Enjoy the cake in honor of Jesus!



# GOD'S WORD FOR CHILDREN!

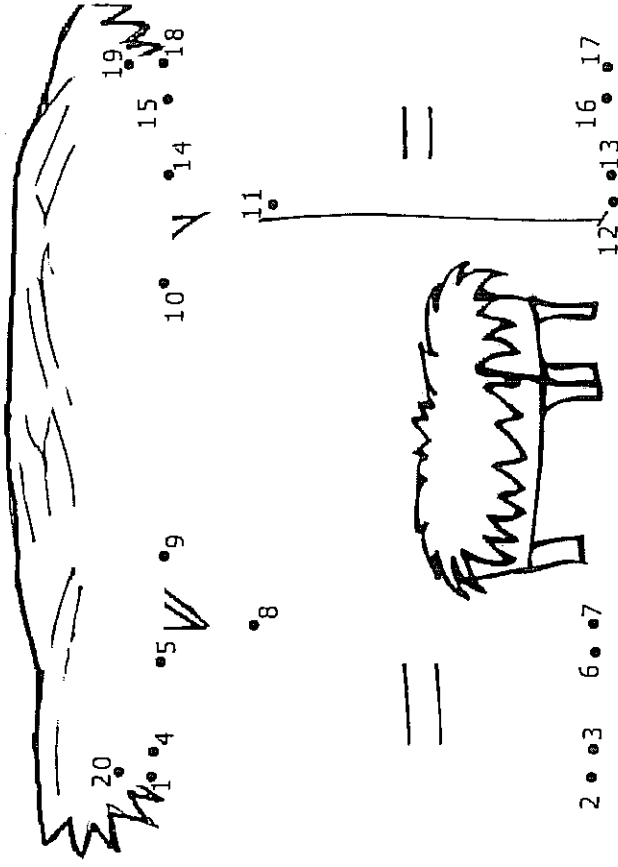
Holy Family Year B

December 28, 2008 7 & Up


*Jesus was born in a stable.*

Gn 15:1-6, 21:1-3 Ps 105:1-2,3-4,5-6,8-9  
 Heb 11:8,11-12,17-19 Lk 2:22-40

Directions: Complete the dot-to-dot.



160 Old State Road • Ballwin, Missouri 63021  
 phone 636.394.7000 • toll free 800.876.7000 • fax 636.394.2501



*St. Paul said to the Colossians, "Brothers and sisters, put on as God's chosen ones, holy and beloved, heartfelt compassion, kindness, humility, gentleness, and patience, bearing with one another and forgiving one another."*

Directions: Below, list five things that you will do this week to show kindness and heartfelt compassion to others.

1. \_\_\_\_\_
2. \_\_\_\_\_
3. \_\_\_\_\_
4. \_\_\_\_\_
5. \_\_\_\_\_



*St. Paul said to the Colossians, "Whatever you do, in word or in deed, do everything in the name of the Lord Jesus, giving thanks to God the Father through Him."*

Directions: List five things you are thankful for. In your prayers this week, remember to thank God for your list of blessings.

1. \_\_\_\_\_
2. \_\_\_\_\_
3. \_\_\_\_\_
4. \_\_\_\_\_
5. \_\_\_\_\_